



Flygt 2640.181

Table of Contents

1 Introduction.....	2
1.1 Specially approved products.....	2
2 Product Description.....	3
2.1 Products included.....	3
2.2 The data plate.....	3
2.3 Product denomination.....	3
3 Spare Parts.....	5
3.1 Exploded view.....	5
3.2 List of parts.....	6

1 Introduction

Purpose of this manual

The purpose of this manual is to provide necessary information on spare parts and accessories order.

Disclaimer

Always use genuine Flygt parts. The use of other spare parts or accessories can invalidate any claims for warranty or compensation. Xylem does not take any responsibility for damages that are caused by the use of non-original parts. For more information, contact your local sales and service representative.

Data for ordering spare parts

The following information is needed for spare part orders:

- Serial number of the product
- Part number
- Quantity of bulk material, see * in tables

1.1 Specially approved products

Qualification of personnel

Only Xylem or Xylem-authorized service personnel may undertake repair work on Ex-approved products.

Dimensional accuracy inspection

Spare parts marked with (Ex) after the part number are subject to dimensional accuracy inspection.

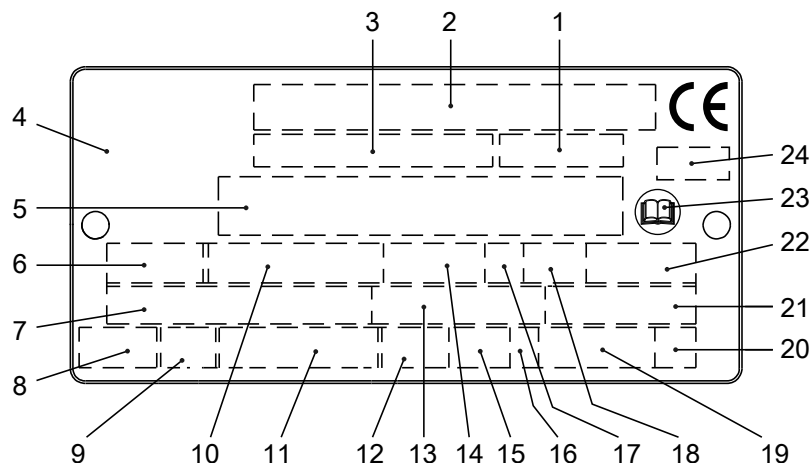
2 Product Description

2.1 Products included

Pump model	Standard	EX	MSHA	Drainage	Sludge
2640.181	X			X	

2.2 The data plate

The data plate is a metal label that is located on the main body of the products. The data plate lists key product specifications. Specially approved products also have an approval plate.



1. Curve code or Propeller code
2. Serial number
3. Product number
4. Country of origin
5. Additional information
6. Phase; type of current; frequency
7. Rated voltage
8. Thermal protection
9. Thermal class
10. Rated shaft power
11. International standard
12. Degree of protection
13. Rated current
14. Rated speed
15. Maximum submergence
16. Direction of rotation: L=left, R=right
17. Duty class
18. Duty factor
19. Product weight
20. Locked rotor code letter
21. Power factor
22. Maximum ambient temperature
23. Read installation manual
24. Notified body, only for EN-approved Ex products

Figure 1: The data plate

2.3 Product denomination

Reading instruction

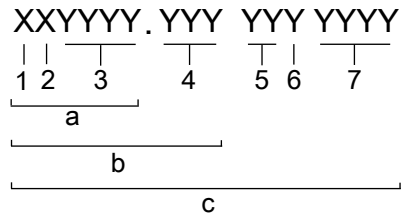
In this section, code characters are illustrated accordingly:

X = letter

Y = digit

The different types of codes are marked up with a, b and c. Code parameters are marked up with numbers.

Codes and parameters

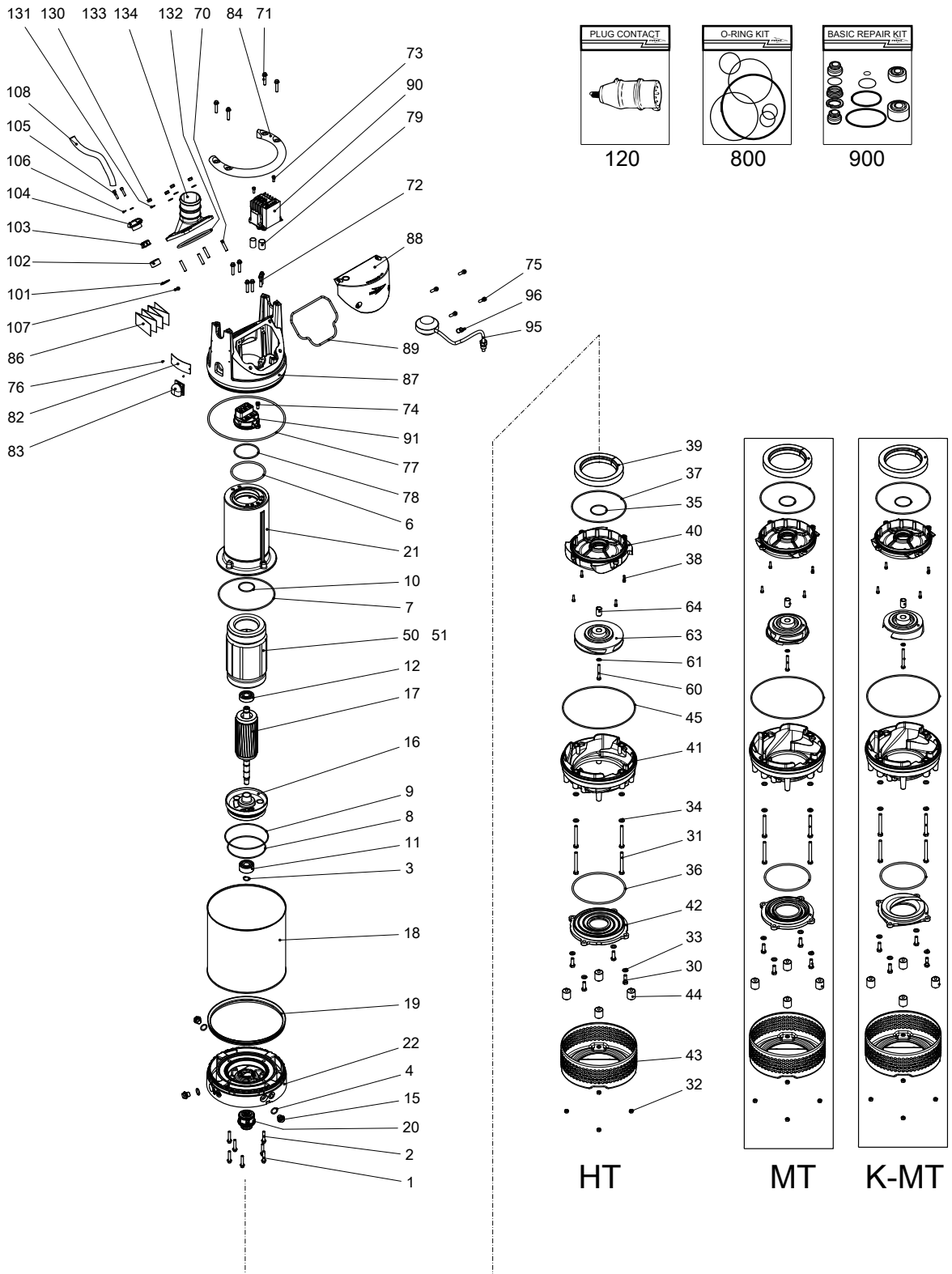


WS006265B

Type of Callout	Number	Indication
Type of code	a	Sales denomination
	b	Product code
	c	Serial number
Parameter	1	Hydraulic end
	2	Type of installation
	3	Sales code
	4	Version
	5	Production year
	6	Production cycle
	7	Running number

3 Spare Parts

3.1 Exploded view



20143B_expl_view_2630_2640_181

3.2 List of parts

Pos. No	Part. No	Denomination	Qty/Version
			181
1	81 64 92	Hexagon flange screw M8X40-A2-70	4
2	81 64 92	Hexagon flange screw M8X40-A2-70	3
3	82 58 92	Retaining ring SGA 20	1
4	82 72 95	O-ring 19.2X3 FPM	3
6	82 74 15	O-ring 114.3X5.7 NBR	1
7	82 78 29	O-ring 192.0X4.0 NBR	1
8	82 74 79	O-ring 129.5X3 NBR	1
9	82 74 82	O-ring 144.5X3.0 NBR	1
10	82 79 28	O-ring 52.5X3.0 FPM	1
11	83 30 14	Ball bearing 20X52X22.2 MM	1
12	83 33 13	Ball bearing 20X52X15 MM	1
13	90 17 52	Oil ISO VG 32	*
15	428 22 17	Inspection screw	3
16	693 39 00	Bearing housing	1
17	647 84 04	Shaft unit	1
18	693 41 00	Cooling jacket	1
19	708 95 00	Seal ring	1
20	769 94 30	Mechanical seal	1
20,1	82 68 45	Retaining ring	1
21	774 12 00	Stator housing	1
22	774 89 10	Adapter	1
30	81 41 32	Hexagon head screw M10X30-A2-70	4
31	81 56 72	Hexagon head screw M10X90-A4-80	4
32	82 23 32	Hexagon nut M8-A4-70	4
33	82 35 76	Plain washer 10-A4-170HV	4
34	82 35 76	Plain washer 10-A4-170HV	4
35	82 71 67	O-ring 57.5X3.0 FPM	1
36	82 74 85	O-ring 159.3X5.7 NBR	MT
36	82 74 90	O-ring 184.3X5.7 NBR	HT
37	82 71 34	O-ring 192X4.0 FPM	1
38	83 02 77	Hex.socket hd screw M6X20-A4-70	4
39	83 94 68	Pressure equalizer L=510 MM	1
40	693 45 00	Seal housing cov.coa	MT
40	693 44 00	Seal housing cov.coa	HT
41	693 49 00	Diffuser coat. NBR	MT
41	774 70 00	Diffuser coat. PU	MT
41	693 47 00	Diffuser coat. NBR	HT
41	774 71 00	Diffuser coat. PU	HT
42	693 55 00	Suction cover	MT B Material suction cover: Hard iron
42	693 53 00	Suction cover	MT K Material suction cover: NBR
			MT K Material suction cover: PU
42	693 54 00	Suction cover	HT B Material suction cover: Hard iron

Pos. No	Part. No	Denomination	Qty/Version	
			181	
42	739 66 00	Suction cover	HT B Material suction cover: Stainless steel	1
43	693 61 01	Strainer		1
44	693 62 00	Damper complete		4
45	84 69 30	O-ring 260X4 NBR		1
50	694 53 07	Stator 15-14-2b	6-leads 3-phase 60 Hz 2-poles 200V-208V D	1
50	694 53 05	Stator 15-14-2b	6-leads 3-phase 50 Hz 2-poles 380V-400V Y 3-phase 60Hz 440V-480V Y 6-leads 3-phase 50 Hz 2-poles 220V-230V D 380V-400V Y 6-leads 3-phase 50 Hz 2-poles 220V-240V D	1
50	694 53 06	Stator 15-14-2b	6-leads 3-phase 60 Hz 2-poles 220V-240V D	1
50	694 53 04	Stator 15-14-2b	6-leads 3-phase 60 Hz 2-poles 380V Y 9-leads 3-phase 60 Hz 2-poles 440V-460V YSER 4-leads 1-phase 60 Hz 2-poles 230V 9-leads 3-phase 60 Hz 2-poles 220V-240V Y//	1
50	694 53 01	Stator 15-14-2b	6-leads 3-phase 50 Hz 2-poles 660V-690V Y 6-leads 3-phase 50 Hz 2-poles 380V-400V D 6-leads 3-phase 60 Hz 2-poles 440V-480V D 6-leads 3-phase 50 Hz 2-poles 380V-400V D 660V-690V Y	1
50	694 53 13	Stator 15-14-2b	3-leads 3-phase 50 Hz 2-poles 380V-415V Y 3-leads 3-phase 60 Hz 2-poles 440V-480V Y	1
50	694 53 03	Stator 15-14-2b	6-leads 3-phase 60 Hz 2-poles 380V-400V D	1
50	694 53 12	Stator 15-14-2b	12-leads 3-phase 60 Hz 2-poles 440V-460V DSER 12-leads 3-phase 60 Hz 2-poles 380V-400V Y//	1
50	694 53 02	Stator 15-14-2b	6-leads 3-phase 50 Hz 2-poles 415V-440V D	1
50	694 53 08	Stator 15-14-2b	6-leads 3-phase 50 Hz 2-poles 500V D 6-leads 3-phase 60 Hz 2-poles 575V-600V D	1
50	694 53 15	Stator 15-14-2b	3-leads 3-phase 50 Hz 2-poles 500V Y 3-leads 3-phase 60 Hz 2-poles 575V-600V Y	1
50	694 53 09	Stator 15-14-2b	6-leads 3-phase 50 Hz 2-poles 525V-550V D	1
50	694 53 10	Stator 15-14-2b	6-leads 3-phase 50 Hz 2-poles 1000V Y	1

Pos. No	Part. No	Denomination	Qty/Version	
			181	
51	83 44 24	Closed-end splice 3-6(AWG 12-10) L=18	9-leads 3-phase 60 Hz 2-poles 440V-460V YSER 9-leads 3-phase 60 Hz 2-poles 220V-240V Y// 12-leads 3-phase 60 Hz 2-poles 380V-400V Y//	1
51	83 44 24	Closed-end splice 3-6(AWG 12-10) L=18	9-leads 3-phase 60 Hz 2-poles 440V-460V YSER 9-leads 3-phase 60 Hz 2-poles 220V-240V Y// 12-leads 3-phase 60 Hz 2-poles 380V-400V Y//	2
51	83 44 24	Closed-end splice 3-6(AWG 12-10) L=18	9-leads 3-phase 60 Hz 2-poles 440V-460V YSER 9-leads 3-phase 60 Hz 2-poles 220V-240V Y// 12-leads 3-phase 60 Hz 2-poles 380V-400V Y//	3
60	81 56 58	Hexagon head screw M8X60-A4-80	MT HT	1
60	81 56 70	Hexagon head screw M8X80-A4-80	MT	1
61	82 35 74	Plain washer 8-A4-170HV		1
63	693 59 00	Impeller	226 B-impeller MT 50Hz 3-phase Maximum temperature 40 DC Material Hard-Iron TM	1
63	693 59 04	Impeller	227 B-impeller MT 60Hz 1-phase Maximum temperature 40 DC Material Hard-Iron TM	1
63	693 59 02	Impeller	228 B-impeller MT 60Hz 3-phase Maximum temperature 40 DC Material Hard-Iron TM	1
63	693 59 01	Impeller	230 B-impeller MT 50Hz 3-phase Maximum temperature 70 DC Material Hard-Iron TM	1
63	693 59 03	Impeller	232 B-impeller MT 60Hz 3-phase Maximum temperature 70 DC Material Hard-Iron TM	1
63	693 63 00	Impeller	234 K-impeller MT 50Hz 3-phase Maximum temperature 40 DC Material Hard-Iron TM	1
63	693 63 04	Impeller	235 K-impeller MT 60Hz 1-phase Maximum temperature 40 DC Material Hard-Iron TM	1
63	693 63 02	Impeller	236 K-impeller MT 60Hz 3-phase Maximum temperature 40 DC Material Hard-Iron TM	1
63	693 63 01	Impeller	238 K-impeller MT 50Hz 3-phase Maximum temperature 70 DC Material Hard-Iron TM	1
63	693 63 03	Impeller	240 K-impeller MT 60Hz 3-phase Maximum temperature 70 DC Material Hard-Iron TM	1

Pos. No	Part. No	Denomination	Qty/Version
			181
63	693 58 00	Impeller 251 B-impeller HT 50Hz 3-phase Maximum temperature 40 DC Material Hard-Iron TM	1
63	693 56 02	Impeller 252 B-impeller HT 60Hz 1-phase Maximum temperature 40 DC Material Hard-Iron TM	1
63	693 56 00	Impeller 253 B-impeller HT 60Hz 3-phase Maximum temperature 40 DC Material Hard-Iron TM	1
63	693 58 01	Impeller 255 B-impeller HT 50Hz 3-phase Maximum temperature 70 DC Material Hard-Iron TM	1
63	693 56 01	Impeller 257 B-impeller HT 60Hz 3-phase Maximum temperature 70 DC Material Hard-Iron TM	1
63	792 17 00	Impeller 266 B-impeller HT 50Hz 3-phase Maximum temperature 40 DC Material Stainless steel, castings	1
63	739 62 00	Impeller 267 B-impeller HT 60Hz 3-phase Maximum temperature 40 DC Material Stainless steel, castings	1
63	792 17 01	Impeller 268 B-impeller HT 50Hz 3-phase Maximum temperature 70 DC Material Stainless steel, castings	1
63	739 62 01	Impeller 269 B-impeller HT 60Hz 3-phase Maximum temperature 70 DC Material Stainless steel, castings	1
64	779 89 00	Sleeve unit	1
70	83 00 39	Stud	4
71	81 64 92	Hexagon flange screw M8X40-A2-70	4
72	81 64 92	Hexagon flange screw M8X40-A2-70	6
73	82 00 13	Hex.socket hd screw M6X16-A2-70	2
74	82 00 35	Hex.socket hd screw M8X30-A2-70	1
75	82 00 35	Hex.socket hd screw M8X30-A2-70	4
76	82 20 88	Drive screw 4X5-A2/A4	2
77	82 74 99	O-ring 259.3X5.7 NBR	1
78	82 78 15	O-ring 78X4 NBR	1
79	94 05 89	Insulating hose D=18 MM	*
82	630 68 00	Data plate USE 6306801 AS SPARE PART	1
83	706 11 00	Air release valve	1
84	715 05 00	Lifting handle	1
86	773 48 04	Connection plate	1
87	774 05 00	Main cover	1
88	774 06 00	Cover	1
88	774 06 01	Cover Float switch	1
89	774 07 00	Gasket	1

Pos. No	Part. No	Denomination	Qty/Version
			181
90	774 90 03	Starter unit	1
		Contactor unit 60Hz 3-phase 200V - 208V CSA approved	
		Contactor unit 60Hz 3-phase 220V - 240V CSA approved	
		Contactor unit 60Hz 1-phase 220V - 240V 1-phase CSA approved	
		Contactor unit 50Hz 3-phase 200V - 208V Not CSA approved	
		Contactor unit 50Hz 3-phase 200V - 208V Float switch Not CSA approved	
		Contactor unit 50Hz 3-phase 220V - 240V Float switch Not CSA approved	
90,1	774 16 00	Holder	1
90,5	84 02 51	Contactor	1
90,8	83 02 44	Hex.socket hd screw M4X12-A4-70	2
90,9	82 26 69	Lock nut	2
90,13	773 42 03	Cable set	1
90,15	573 58 03	Electric cable AWG 16;L=70MM CSA	1
90	774 90 00	Contactor unit	1
		Contactor unit 50Hz 3-phase 220V - 240V Not CSA approved	
90,1	774 16 00	Holder	1
90,5	84 02 51	Contactor	1
90,8	83 02 44	Hex.socket hd screw M4X12-A4-70	2
90,9	82 26 69	Lock nut	2
90,13	773 42 03	Cable set	1
90,14	773 42 04	Cable set	1
90,15	573 58 03	Electric cable AWG 16;L=70MM CSA	1
90,16	773 42 06	Cable set	1
90	774 90 02	Starter unit	1
		Contactor unit 60Hz 3-phase 380V - 400V Not CSA approved	
		Contactor unit 50Hz 3-phase 415V - 440V Not CSA approved	
		Contactor unit 50Hz 3-phase 500V - 500V Not CSA approved	
		Contactor unit 50Hz 3-phase 380V - 400V Not CSA approved	
		Contactor unit 50Hz 3-phase 380V - 400V Float switch Not CSA approved	
90,1	774 16 00	Holder	1
90,5	84 02 50	Contactor	1
90,8	83 02 44	Hex.socket hd screw M4X12-A4-70	2
90,9	82 26 69	Lock nut	2
90,13	773 42 03	Cable set	1
90,14	773 42 04	Cable set	1
90,15	573 58 03	Electric cable AWG 16;L=70MM CSA	1
90,16	773 42 06	Cable set	1

Pos. No	Part. No	Denomination	Qty/Version
			181
90	774 90 05	Starter unit	1
		Contactor unit 60Hz 3-phase 575V - 600V CSA approved	
		Contactor unit 50Hz 3-phase 525V - 550V Not CSA approved	
90,1	774 16 00	Holder	1
90,4	762 56 00	Motor protector	1
90,5	82 98 07	Contactor	1
90,6	83 02 44	Hex.socket hd screw M4X12-A4-70	2
90,7	82 26 69	Lock nut	2
90,8	83 02 44	Hex.socket hd screw M4X12-A4-70	2
90,9	82 26 69	Lock nut	1
90,12	773 42 02	Cable set	1
90,14	773 42 04	Cable set	1
90,16	773 42 06	Cable set	1
90,17	573 58 62	Single-core cable	1
90	774 90 04	Starter unit	1
		Contactor unit 60Hz 3-phase 380V - 400V CSA approved	
		Contactor unit 60Hz 3-phase 440V - 480V CSA approved	
90,1	774 16 00	Holder	1
90,4	762 56 00	Motor protector	1
90,5	84 02 50	Contactor	1
90,6	83 02 44	Hex.socket hd screw M4X12-A4-70	2
90,7	82 26 69	Lock nut	2
90,8	83 02 44	Hex.socket hd screw M4X12-A4-70	2
90,9	82 26 69	Lock nut	2
90,12	773 42 02	Cable set	1
90,14	773 42 04	Cable set	1
90,16	773 42 06	Cable set	1
90,17	573 58 62	Single-core cable	1
90	693 79 04	Con.term.board unit	1
		Terminal board 50Hz 3-phase 0V - 415V Y/D Not CSA approved Motor cable conductor size max: 6mm ²	
		Terminal board 60Hz 3-phase 0V - 480V Y/D Not CSA approved Motor cable conductor size max: 6mm ²	
91	777 88 04	Terminal plate unit	1
		Max 25A 3-phase	
		1-phase	
91	777 88 00	Terminal plate unit	1
		3-phase	
		Max 19A	
91	777 88 02	Terminal plate unit	1
		1-phase	
91	777 88 01	Terminal plate unit	1
		3-phase	
91	777 00 01	El.lead through unit	1
		3-phase	
95	761 04 05	Level regulator unit EU	1
		Contactor unit 50Hz 3-phase 200V - 208V Float switch Not CSA approved	
		Contactor unit 50Hz 3-phase 220V - 240V Float switch Not CSA approved	

Pos. No	Part. No	Denomination	Qty/Version
			181
95	761 04 06	Level regulator unit EU	1
		Contactor unit 50Hz 3-phase 380V - 400V Float switch Not CSA approved	
96	84 66 53	Cable clamp STAINLESS STEEL, CR	1
101	82 40 61	Plain washer (10)-22 MM	1
102	84 37 95	Seal sleeve (10)-12 MM	1
		SUBCAB 4G1,5 10,50 - 11,50mm Max 750V	
102	84 37 97	Seal sleeve (14)-16 MM	1
		SUBCAB 4G1,5+2x1,5 16 - 17mm Max 750V	
		SUBCAB 14AWG/4 14,20 - 15,20mm Max 600V	
102	84 37 96	Seal sleeve (12)-14 MM	1
		SUBCAB 4G2,5 12,50 - 13,50mm Max 750V	
		Screened 3x2,5 13,50 - 14,90mm Max 1000V	
102	84 37 98	Seal sleeve (16)-18 MM	1
		SUBCAB 4G2,5+2x1,5 17 - 18mm Max 750V	
		SUBCAB 12AWG/4 17 - 18mm Max 600V	
102	84 38 00	Seal sleeve (20)-22 MM	1
		SUBCAB 10AWG/3-2-1-GC 20,30 - 22,30mm Max 600V	
		SUBCAB 7G2,5+2x1,5 20 - 22mm Max 750V Y/D start possible	
		SUBCAB 12AWG/7 20 - 22mm Max 600V	
102	84 37 99	Seal sleeve (18)-20 MM	1
		Screened 6x2,5+2x1,5 18,10 - 19,90mm Max 1000V Y/D start possible	
		SUBCAB 14AWG/7 18 - 20mm Max 600V	
		SUBCAB S3x2,5+3x2,5/3+S(4x0,5) 18 - 20mm Max 1000V	
102	84 38 01	Seal sleeve (22)-24 MM	1
		SUBCAB 10AWG/3-2-1-GC 20,30 - 22,30mm Max 600V	
103	678 58 12	Cable clip (10)-12 MM	1
		SUBCAB 4G1,5 10,50 - 11,50mm Max 750V	
103	678 58 16	Cable clip (14)-16 MM	1
		SUBCAB 4G1,5+2x1,5 16 - 17mm Max 750V	
		SUBCAB 14AWG/4 14,20 - 15,20mm Max 600V	
103	678 58 14	Cable clip (12)-14 MM	1
		SUBCAB 4G2,5 12,50 - 13,50mm Max 750V	
		Screened 3x2,5 13,50 - 14,90mm Max 1000V	
103	678 58 18	Cable clip (16)-18 MM	1
		SUBCAB 4G2,5+2x1,5 17 - 18mm Max 750V	
		SUBCAB 12AWG/4 17 - 18mm Max 600V	
103	678 58 22	Cable clip (20)-22 MM	1
		SUBCAB 10AWG/3-2-1-GC 20,30 - 22,30mm Max 600V	
		SUBCAB 7G2,5+2x1,5 20 - 22mm Max 750V Y/D start possible	
		SUBCAB 12AWG/7 20 - 22mm Max 600V	

Pos. No	Part. No	Denomination	Qty/Version
			181
103	678 58 20	Cable clip (18)-20 MM Screened 6x2,5+2x1,5 18,10 - 19,90mm Max 1000V Y/D start possible SUBCAB 14AWG/7 18 - 20mm Max 600V SUBCAB S3x2,5+3x2,5/3+S(4x0,5) 18 - 20mm Max 1000V	1
104	686 87 00	Entrance flange	1
105	82 00 17	Hex.socket hd screw M6X25-A2-70	2
106	82 35 73	Plain washer 6-A4-170	2
107	82 00 13	Hex.socket hd screw M6X16-A2-70	1
107	82 00 13	Hex.socket hd screw M6X16-A2-70	2
108	773 47 05	Motor cable unit SUBCAB 4G1,5 10,50 - 11,50mm L= 20m Max 750V	1
108	773 47 10	Motor cable unit SUBCAB 4G1,5+2x1,5 16 - 17mm L= 20m Max 750V	1
108	773 47 06	Motor cable unit SUBCAB 4G2,5 12,50 - 13,50mm L= 20m Max 750V	1
108	773 47 11	Motor cable unit SUBCAB 4G2,5+2x1,5 17 - 18mm L= 20m Max 750V	1
108	773 47 59	Motor cable unit SUBCAB 7G2,5+2x1,5 20 - 22mm L= 20m Max 750V Y/D start possible	1
108	773 47 07	Motor cable unit Power cable x 1 SUBCAB 14AWG/4 14,20 - 15,20mm L= 16m Max 600V	1
108	773 47 15	Motor cable unit SUBCAB 14AWG/7 18 - 20mm L= 16m Max 600V	1
108	773 47 08	Motor cable unit SUBCAB 12AWG/4 17 - 18mm L= 16m Max 600V	1
108	773 47 16	Motor cable unit SUBCAB 12AWG/7 20 - 22mm L= 16m Max 600V	1
108	773 47 17	Motor cable unit SUBCAB 10AWG/3-2-1-GC 20,30 - 22,30mm L= 16m Max 600V	1
108	773 47 21	Motor cable unit Screened 3x2,5 13,50 - 14,90mm L= 20m Max 1000V	1
108	773 47 58	Motor cable unit Screened 6x2,5+2x1,5 18,10 - 19,90mm L= 20m Max 1000V Y/D start possible	1
108	773 47 19	Motor cable unit SUBCAB S3x2,5+3x2,5/3+S(4x0,5) 18 - 20mm L= 20m Max 1000V	1
109	94 05 17	Insulating hose D=20 MM	*
120	83 49 43	Plug contact 3-phase 50 Hz 380V - 415V Current range: 0 - 16A Plug combined with short cable: No cable Supply connection: CEE 5-PLUG 16A	1
120	83 49 44	Plug contact 3-phase 50 Hz 380V - 415V Current range: 0 - 32A Plug combined with short cable: No cable Supply connection: CEE 5-PLUG 32A	1
120	84 06 60	Plug contact 3-phase 50 Hz 380V - 415V Current range: 0 - 32A Plug combined with short cable: No cable Supply connection: CEE 4-PLUG 32A	1

Pos. No	Part. No	Denomination	Qty/Version
			181
130	82 23 32	Hexagon nut M8-A4-70	4
131	82 35 16	Plain washer 8-A2-170	4
132	82 74 18	O-ring 129.3X5.7 NBR	1
133	774 13 00	Discharge connection	DN 75 Hose aluminium
133	774 13 01	Discharge connection	DN 75 Thread: ISO G3A Outer aluminium
133	774 13 04	Discharge connection	DN 75 Thread: ISO G3A Outer Quick coupling: Storz aluminium
133	774 13 03	Discharge connection	DN 75 Thread: Victaulic groove Outer aluminium
133	774 14 00	Discharge connection	DN 75 Thread: NPT 3-8 Outer aluminium
133	774 14 01	Discharge connection	DN 100 Hose aluminium
133	774 14 01	Discharge connection	DN 100 Thread: ISO G4A Outer Quick coupling: Storz diam=115 mm aluminium
133	774 14 04	Discharge connection	DN 100 Thread: ISO G4A Outer Quick coupling: Storz aluminium
133	774 14 04	Discharge connection	DN 100 Thread: Victaulic groove Outer aluminium
133	774 14 03	Discharge connection	DN 100 Thread: NPT 4-8 Outer aluminium
134	83 18 46	Coupling part	Discharge Connection DN 75 Thread: ISO G3A Outer Quick coupling: Storz aluminium
134	83 19 34	Coupling part	Discharge Connection DN 100 Thread: ISO G4A Outer Quick coupling: Storz aluminium
134	83 19 33	Coupling part	Discharge Connection DN 100 Thread: ISO G4A Outer Quick coupling: Storz diam=115 mm aluminium
140	82 20 88	Drive screw 4X5-A2/A4	2
141	630 76 00	Plate HOT WATER PRODUCT	1
151	718 05 00	Sticker CUT HAZARD	1
800	782 40 00	O-ring kit	FPM
801	693 72 00	Anode unit	1
815	648 36 05	Starter	350 3-phase 50 Hz 380V - 415 V Current range: 9 - 12,50 A Overload supervision Phase sequence indicator Supply connection CEE 5-PLUG 16A Cable gland diameter: 10 - 20 mm Not CSA approved
815	648 36 15	Starter	350 3-phase 50 Hz 380V - 415 V Current range: 9 - 12,50 A Overload supervision Phase sequence indicator Supply connection CEE 5-PLUG 32A Cable gland diameter: 10 - 20 mm Not CSA approved

Pos. No	Part. No	Denomination	Qty/Version	
			181	
815	648 36 47	Starter	350 3-phase 50 Hz 220V - 240 V Current range: 16 - 20 A Overload supervision Phase sequence indicator Supply connection on terminal Cable gland diameter: 10 - 20 mm Not CSA approved	1
815	648 36 46	Starter	350 3-phase 50 Hz 380V - 400 V Current range: 12,50 - 16 A Overload supervision Phase sequence indicator Supply connection on terminal Cable gland diameter: 10 - 20 mm Not CSA approved	1
815	648 36 45	Starter	350 3-phase 50 Hz 415V - 440 V Current range: 9 - 12,50 A Overload supervision Phase sequence indicator Supply connection on terminal Cable gland diameter: 10 - 20 mm Not CSA approved	1
815	648 36 44	Starter	350 3-phase 50 Hz 500V - 500 V Current range: 6,30 - 9 A Overload supervision Phase sequence indicator Supply connection on terminal Cable gland diameter: 10 - 20 mm Not CSA approved	1
815	554 30 05	Starter	351 3-phase 50 Hz 380V - 415 V Current range: 9 - 14 A Overload supervision Phase sequence indicator Supply connection CEE 5-PLUG 16A Cable gland diameter: 10 - 20 mm Not CSA approved	1
815	554 30 15	Starter	351 3-phase 50 Hz 380V - 415 V Current range: 9 - 14 A Overload supervision Phase sequence indicator Supply connection CEE 5-PLUG 32A Cable gland diameter: 11 - 21 mm Not CSA approved	1
815	554 30 45	Starter	351 3-phase 50 Hz 380V - 415 V Current range: 9 - 14 A Overload supervision Phase sequence indicator Supply connection on terminal Cable gland diameter: 11 - 21 mm Not CSA approved	1
815	554 30 74	Starter	351 3-phase 50 Hz 500V - 500 V Current range: 6 - 10 A Overload supervision Phase sequence indicator Supply connection CEE 4-PLUG 32A Cable gland diameter: 11 - 21 mm Not CSA approved	1
815	554 30 54	Starter	351 3-phase 50 Hz 440V - 500 V Current range: 6 - 10 A Overload supervision Phase sequence indicator Supply connection on terminal Cable gland diameter: 11 - 21 mm Not CSA approved	1
815	554 30 67	Starter	351 3-phase 50 Hz 220V - 240 V Current range: 17 - 23 A Overload supervision Phase sequence indicator Supply connection on terminal Cable gland diameter: 11 - 21 mm Not CSA approved	1
815	554 20 08	Starter	356 3-phase 60 Hz 200V - 208 V Current range: 20 - 25 A Overload supervision Supply connection on terminal Cable gland diameter: 13 - 25 mm CSA approved	1

Pos. No	Part. No	Denomination	Qty/Version	
				181
815	554 20 07	Starter	356 3-phase 60 Hz 220V - 240 V Current range: 17 - 23 A Overload supervision Supply connection on terminal Cable gland diameter: 13 - 25 mm CSA approved	1
815	554 20 05	Starter	356 3-phase 50/60 Hz 380V - 415 V Current range: 9 - 14 A Overload supervision Supply connection on terminal Cable gland diameter: 13 - 25 mm CSA approved 356 3-phase 60 Hz 440V - 480 V Current range: 9 - 14 A Overload supervision Supply connection on terminal Cable gland diameter: 13 - 25 mm CSA approved	1
815	554 20 04	Starter	356 3-phase 60 Hz 575V - 600 V Current range: 6 - 10 A Overload supervision Supply connection on terminal Cable gland diameter: 9 - 18 mm CSA approved	1
815	554 21 08	Starter	356 3-phase 60 Hz 200V - 208 V Current range: 20 - 25 A Overload supervision Supply connection on terminal Cable gland diameter: 13 - 25 mm CSA approved	1
815	554 21 07	Starter	356 3-phase 60 Hz 220V - 240 V Current range: 17 - 23 A Overload supervision Supply connection on terminal Cable gland diameter: 13 - 25 mm CSA approved	1
815	554 21 05	Starter	356 3-phase 60 Hz 440V - 480 V Current range: 9 - 14 A Overload supervision Supply connection on terminal Cable gland diameter: 13 - 25 mm CSA approved 356 3-phase 50/60 Hz 380V - 415 V Current range: 9 - 14 A Overload supervision Supply connection on terminal Cable gland diameter: 13 - 25 mm CSA approved	1
815	554 21 04	Starter	356 3-phase 60 Hz 575V - 600 V Current range: 6 - 10 A Overload supervision Supply connection on terminal Cable gland diameter: 13 - 25 mm CSA approved	1
816	736 65 00	Wear part kit HT 50HZ	HT, 50HZ ,B-IMP. CURVE CODE: 251	1
816	736 65 01	Wear part kit MT 50HZ	MT, 50HZ ,B-IMP. CURVE CODE:226	1
816	736 65 02	Wear part kit HT 60HZ	HT, 60HZ, B-IMP. CURVE CODE:253	1
816	736 65 03	Wear part kit MT 60HZ	MT ,60HZ ,B-IMP. CURVE CODE:228	1
817	736 66 00	Hydraulic repair kit HT	HT DIFFUSER:NBR SEAL HOUSING:NBR	1
817	736 66 01	Hydraulic repair kit MT	MT DIFFUSER:NBR SEAL HOUSING:NBR	1
817	736 66 02	Hydraulic repair kit	HT DIFFUSER:PU SEAL HOUSING:NBR	1
817	736 66 03	Hydraulic repair kit	MT DIFFUSER:PU SEAL HOUSING:NBR	1

Pos. No	Part. No	Denomination	Qty/Version
			181
900	782 81 06	Basic repair kit FPM PLUGIN 20MM, ACTIVE WCCR/ WCCR;WCCR/A1203	1
900,1	82 68 45	Retaining ring	1
900,1	83 30 14	Ball bearing 20X52X22.2 MM	1
900,2	83 33 13	Ball bearing 20X52X15 MM	1
900,3	83 94 68	Pressure equalizer L=510 MM	1
900,4	730 83 00	Sticker	1
900,5	769 94 30	Mechanical seal	1
900,6	782 40 00	O-ring kit	1
903	731 70 00	Low suction kit	1



ООО «Бауманс Груп» - официальный партнер фирмы Flygt в России.

Тел: +7 495 121 49 50

Эл. почта: info@baumgroup.ru

Сайт: www.baumgroup.ru